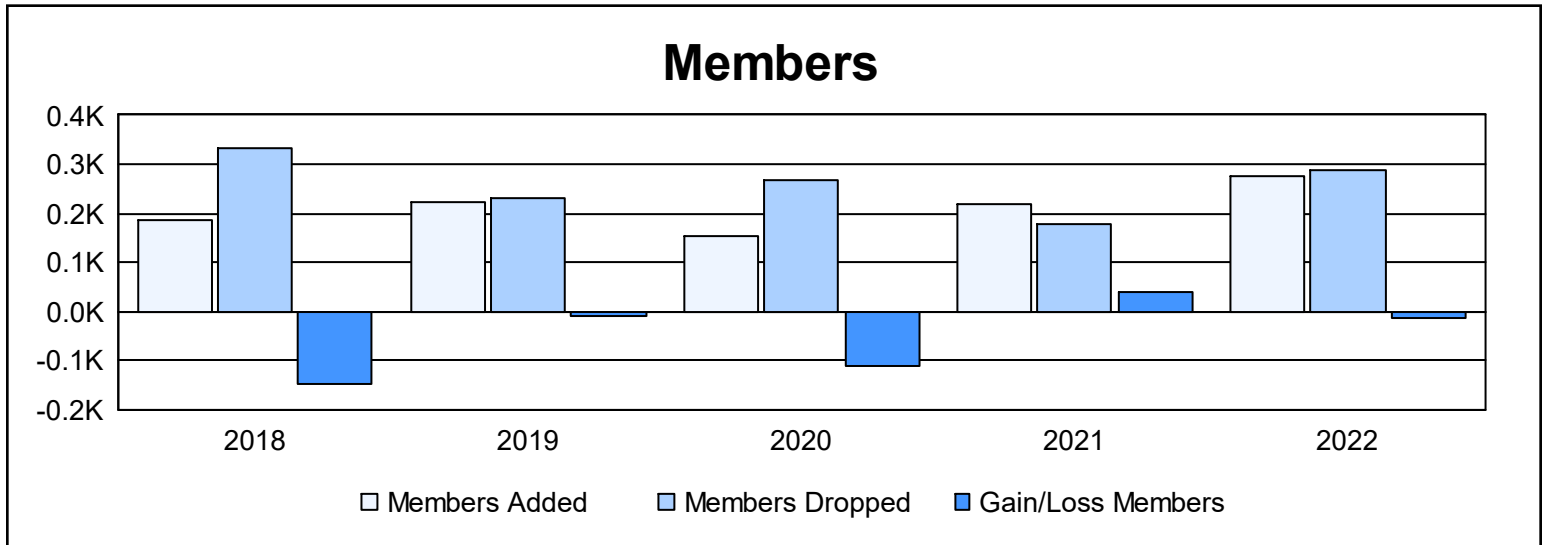
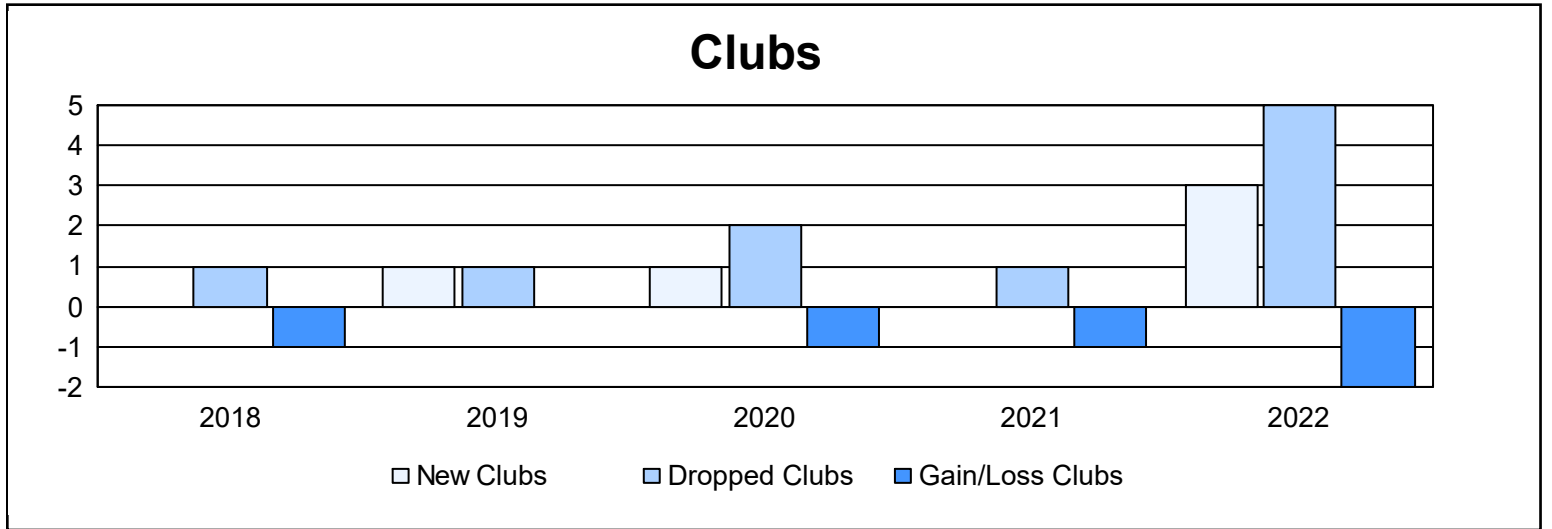
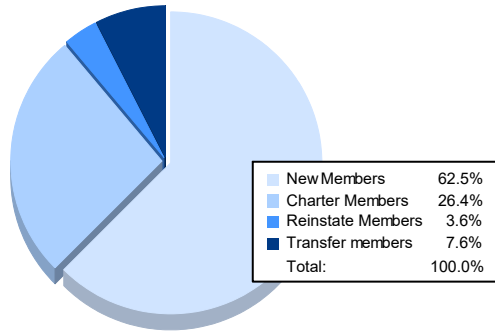


Year	New Clubs	Dropped Clubs	Gain/ Loss Clubs	New Members	Charter Members	Reinstate Members	Transfer Members	Total Member Added	Total Members Dropped	Gain/ Loss Members
2017-2018	0	1	-1	150	2	17	16	185	332	-147
2018-2019	1	1	0	173	34	7	9	223	232	-9
2019-2020	1	2	-1	108	19	20	8	155	266	-111
2020-2021	0	1	-1	184	2	18	14	218	179	39
2021-2022	3	5	-2	173	73	10	21	277	289	-12
<b>Average</b>	<b>1</b>	<b>2</b>	<b>-1</b>	<b>158</b>	<b>26</b>	<b>14</b>	<b>14</b>	<b>212</b>	<b>260</b>	<b>-48</b>



### Membership Composition June 2022 Cumulative



### Gender Composition June 2022 Cumulative

